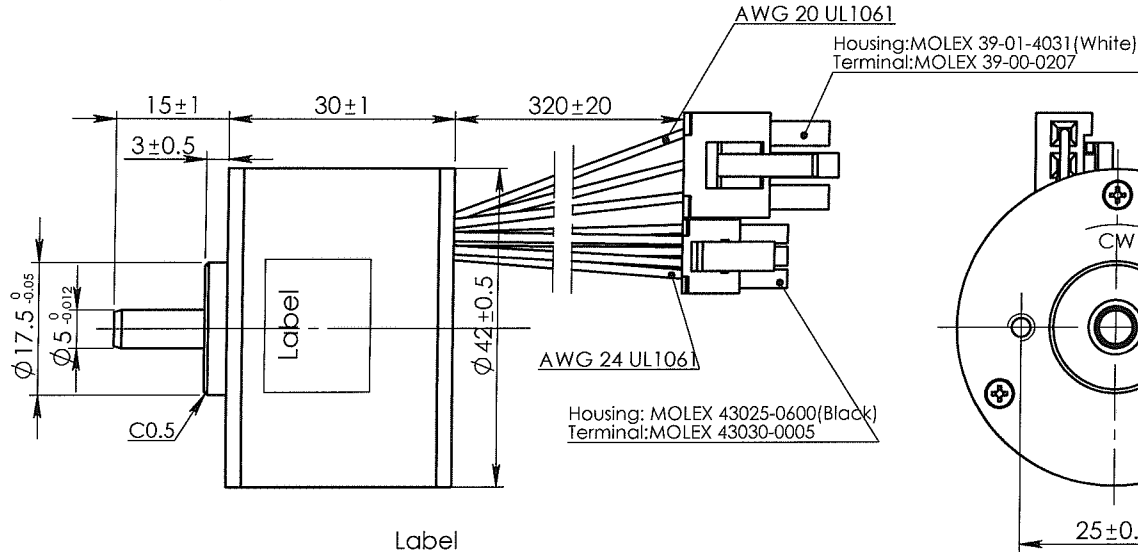
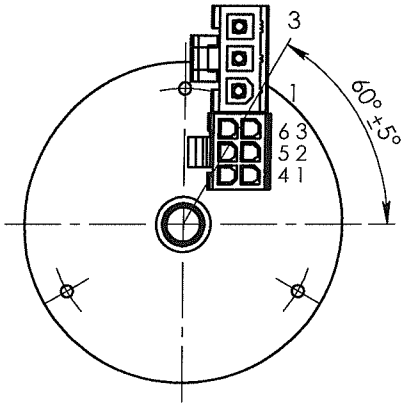
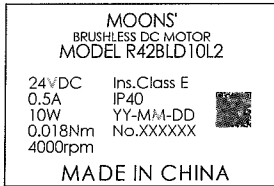


4611130001030



规格  
Specifications

1	额定电压/Rated power supply	24	VDC
2	额定输出功率/Rated output power	10	W
3	极数/Poles number	8	
4	相数/Phase number	3	
5	额定转速/Rated rotational speed	4000	RPM
6	空载转速/No load speed	4500	RPM
7	额定转矩/Rated torque	0.018	Nm
8	额定电流/Rated winding current	0.50	A
9	线反电势系数/Voltage constant±10%	3.00	Vrms/krpm
10	线电阻Ph/ph resistance±10% at 20℃	6.50	Ω
11	线电感Ph/ph inductance±30% at 1KHz 20℃	5.00	mH
12	电机质量/Motor mass	0.20	kg
13	绝缘等级/Insulation class	E	120℃
14	防护等级/Protective enclosure rating	IP40	

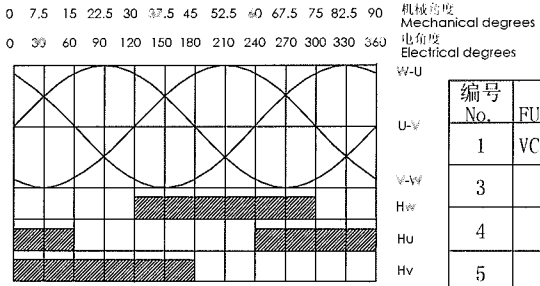
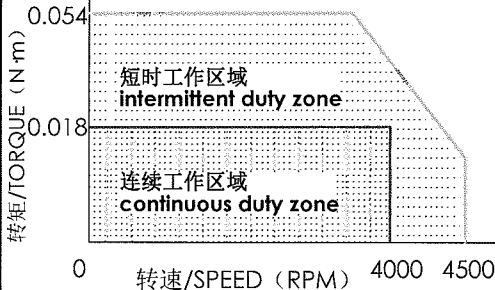


Timing Logic

线反电势与霍尔相位关系图（顺时针）  
Relation between phase EMF's and hall sensor outputs at CW

编号 No.	颜色 COLOR	定义 FUNCTION
1	蓝/BLUE	W
2	橙/ORANGE	U
3	黄/YELLOW	V

转矩-转速特性  
Torque-speed specifications



G		
F		
E		
D		
C		
B		
A	原始版本 Original Revision	2018-5-24
REV.	版本记录 REVISION RECORD	DATE

Unit: mm  
第一角画法  
FIRST ANGLE METHOD  
未注线性与角尺寸公差  
Tolerances for linear and angular dimensions without individual tolerance indications  
GB/T 1804-m eqv ISO 2768-1 : m  
未注形状与位置尺寸公差  
Geometrical tolerance for features without individual tolerance indications  
GB/T 1184-K eqv ISO 2768-2 : K

批准 Approve		
标准化 Standard		
工艺 Technology		
审核 Check		
设计 Design		
NAMES	SIGNATURE	DATE

**MOONS'**  
Shanghai Moons' Electric Co., Ltd.

BRUSHLESS DC MOTOR

This document is released for information only. Its reproduction in whole or in part or its dissemination to third parties is prohibited. All trademarks and registered trademarks appearing on this document are the property of their respective owners.

Type: R42BLD10L2

Rev.A

SCALE 1:1

Sheet 1 of 1